

This document is not final and may be subject to change in the future.

FIFA | **AGENT PLATFORM**



User Manual · Apply to become a Football Agent



This user manual will explain the main functionalities of the FIFA Agent Platform.

You will learn how to perform various actions in the platform, such as registering on the FIFA Agent Platform, applying for a licence and checking the status of your application.



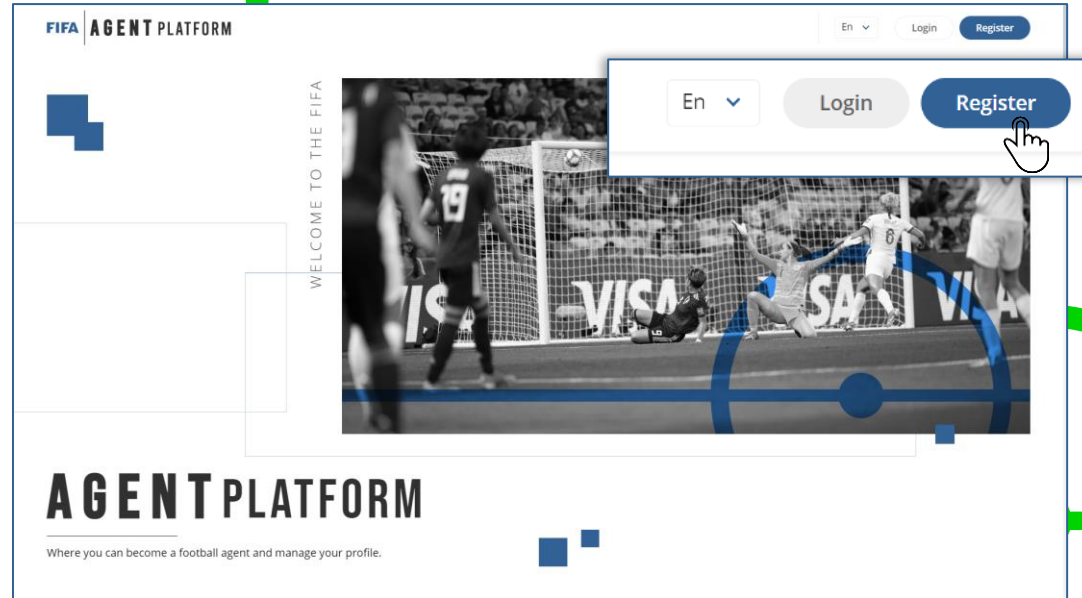
Overview

1. [Main page](#)
2. [Registration](#)
3. [Login](#)
4. [Home page](#)
5. [Licensing](#)
6. [Exam](#)
7. [Help Centre](#)

Main page

To access the platform, you have to create a new account by clicking on “Register” in the top right-hand corner of the screen.

Note: If you already have a FIFA Agent Platform user account, click on the “Login” button and enter your credentials on FIFA’s single sign-on screen.



New account

The registration page for creating a user account is divided into several sections which must be filled in with the requested information:

- Personal details
- Account details
- Domicile details
- Contact details

Automatic checks will help you to fill in the mandatory fields.

E-mail Address * ⓘ

testfifa.org

Wrong email format

FIFA AGENT PLATFORM

En Login Register

Register

Already a member? Login

Personal details

First/Given Name(s) * ⓘ Last/Family Name(s) * ⓘ

First/Given Name(s) Last/Family Name(s)

Date of Birth * Gender *

Date of Birth Select

Nationality * ⓘ Additional Nationality ⓘ Occupation * ⓘ

Select Select Occupation

Account details

E-mail Address * ⓘ Confirm Email Address *

Email Address E-mail Address

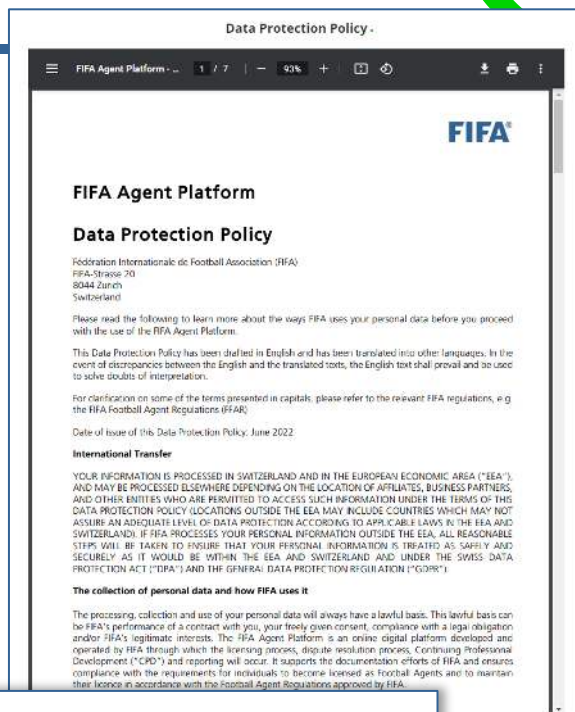
New account

If you are accessing the platform for the first time, you must read and accept the Data Protection Policy.

This message will be displayed until the checkbox is ticked and you click on “I agree”.

☐ I have read and accept the Data Protection Policy.

I agree

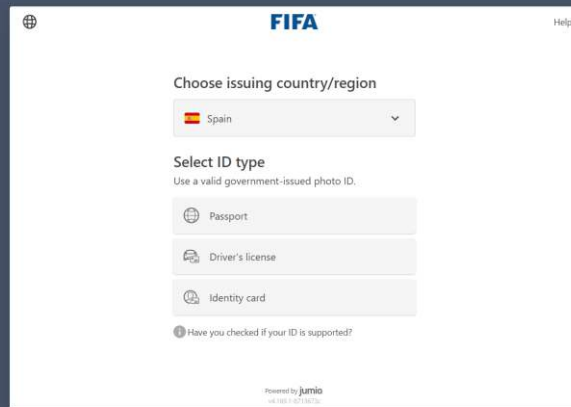


New account

Once you have correctly filled in the data in the registration form, your identity will be checked.

It's a simple three-step process to prevent automatic registrations.

First, you will be asked to choose the type of official document that you are going to use to confirm your identity. Second, you will have to take a photo of the front and back of your document. And finally, an image of you will be captured to analyse the biometric data and check that it matches the document provided.

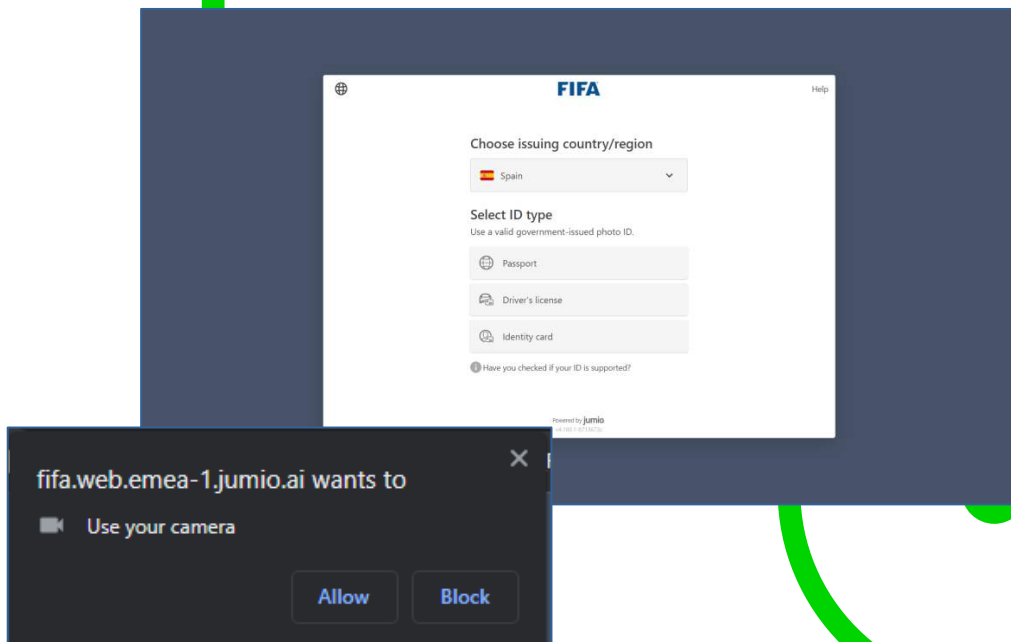


The screenshot shows a web interface for FIFA's identity verification process. At the top, there is a globe icon on the left, the 'FIFA' logo in the center, and a 'Help' link on the right. The main content area is titled 'Choose issuing country/region' and features a dropdown menu with 'Spain' selected, accompanied by a small Spanish flag icon. Below this, the section is titled 'Select ID type' with the instruction 'Use a valid government-issued photo ID.' There are three selectable options: 'Passport' (with a passport icon), 'Driver's license' (with a driver's license icon), and 'Identity card' (with an identity card icon). At the bottom of the form, there is a question: 'Have you checked if your ID is supported?' with an information icon. The footer of the interface states 'Powered by jumio' with a small logo and the text 'v4.100.1.0 - 2023-10-10'.

New account

The lighting conditions need to be adequate when you take the pictures for the process to work properly. You will be warned if the quality of your image is insufficient to verify your identity.

Please allow the temporary use of your webcam in your browser to complete this step. You can also carry out the process on your mobile device if you wish.

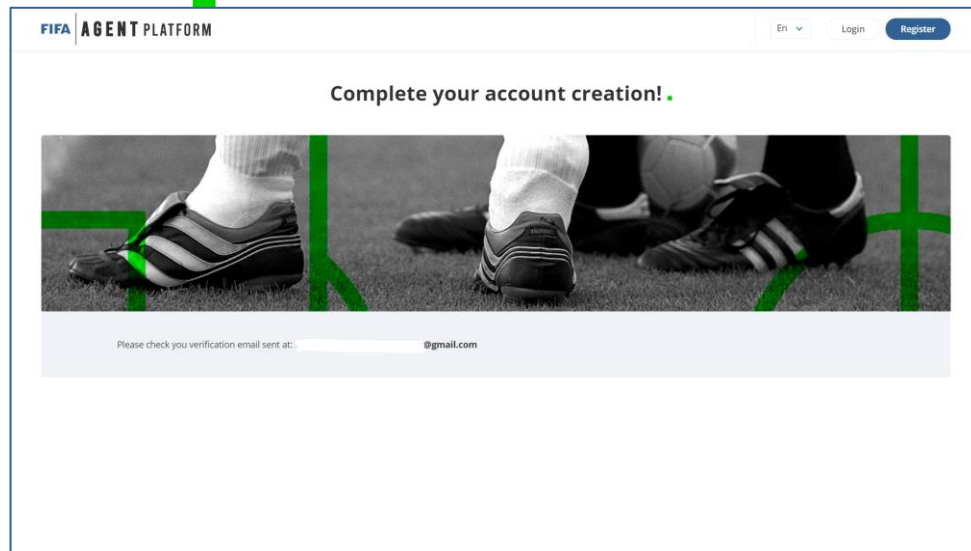


New account

Once the registration process has been completed, you will be redirected to the confirmation page on the platform. You will also receive a confirmation email to the email address that you used to register.

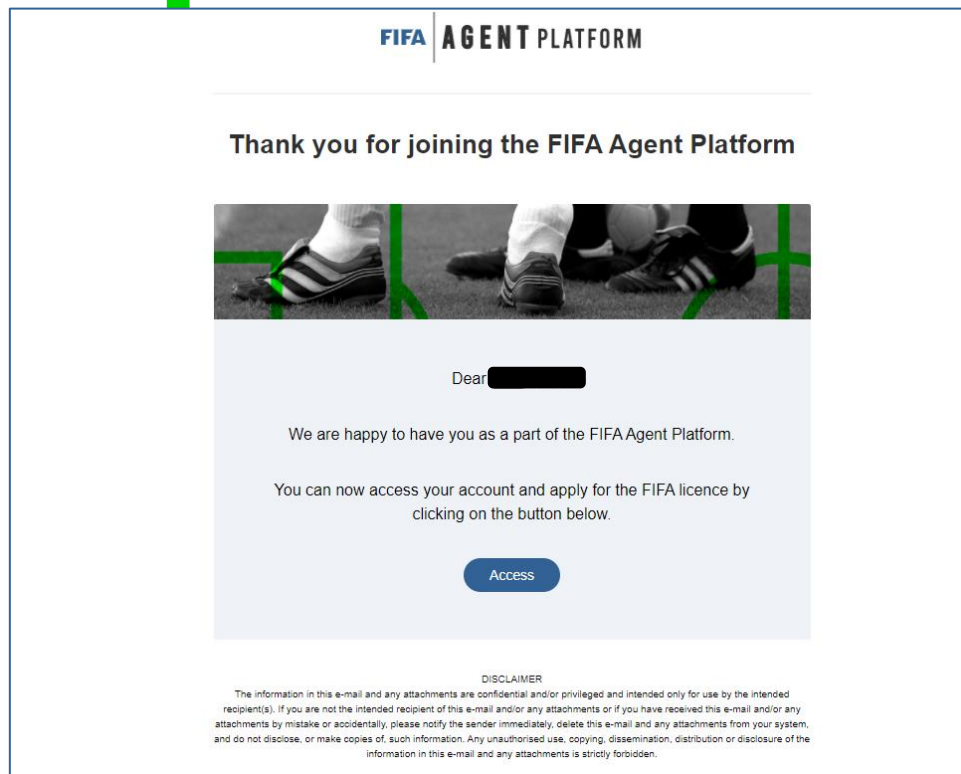
From this moment, you will have access to the platform.

Congratulations and welcome to the FIFA Agent Platform!



New account

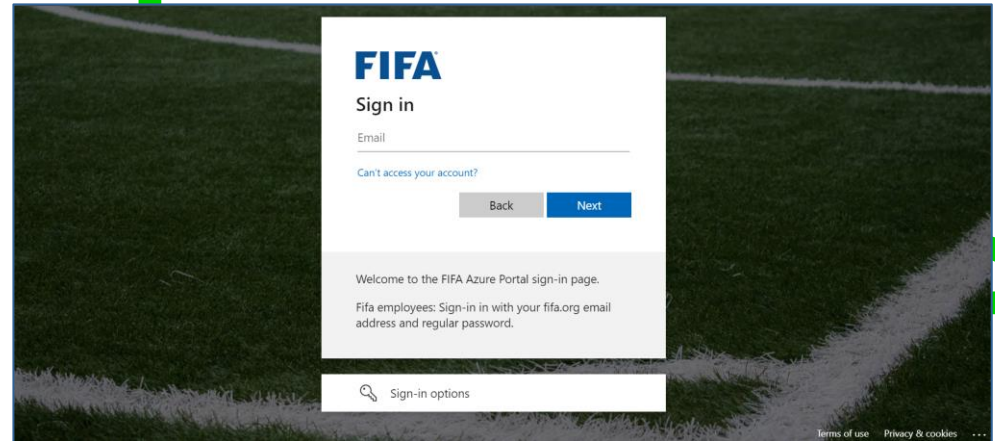
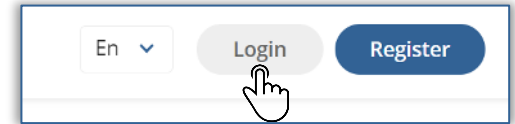
This is an example of the email that you will receive in the email account provided during the registration.



At the moment, the content is only displayed in English.

Login

To access the platform, click on the “Login” button in the top right-hand corner of the screen. This will take you to FIFA’s single sign-on screen. Enter the email address that you used to register.



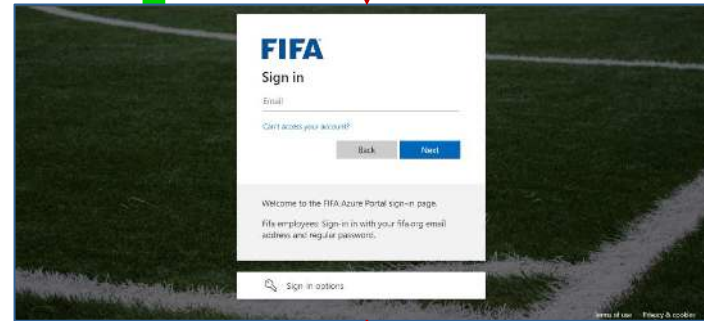
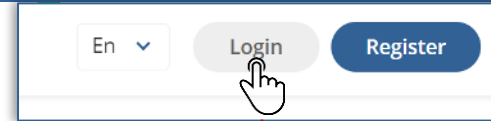
Login

To access the platform, click on the “Login” button in the top right-hand corner of the screen. This will take you to FIFA’s single sign-on screen. Enter the email address that you used to register. You will be redirected to the login method associated to your email account.

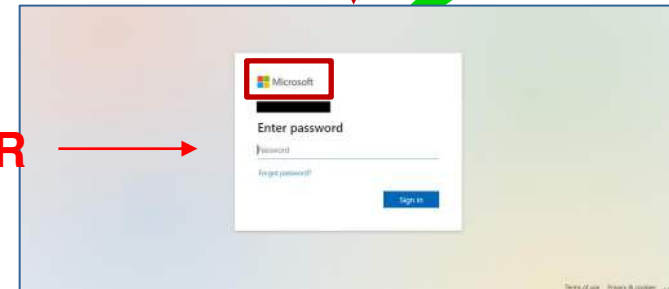
Further information can be found here:



FIFA Agent Portal Login guide.pdf



OR



Login

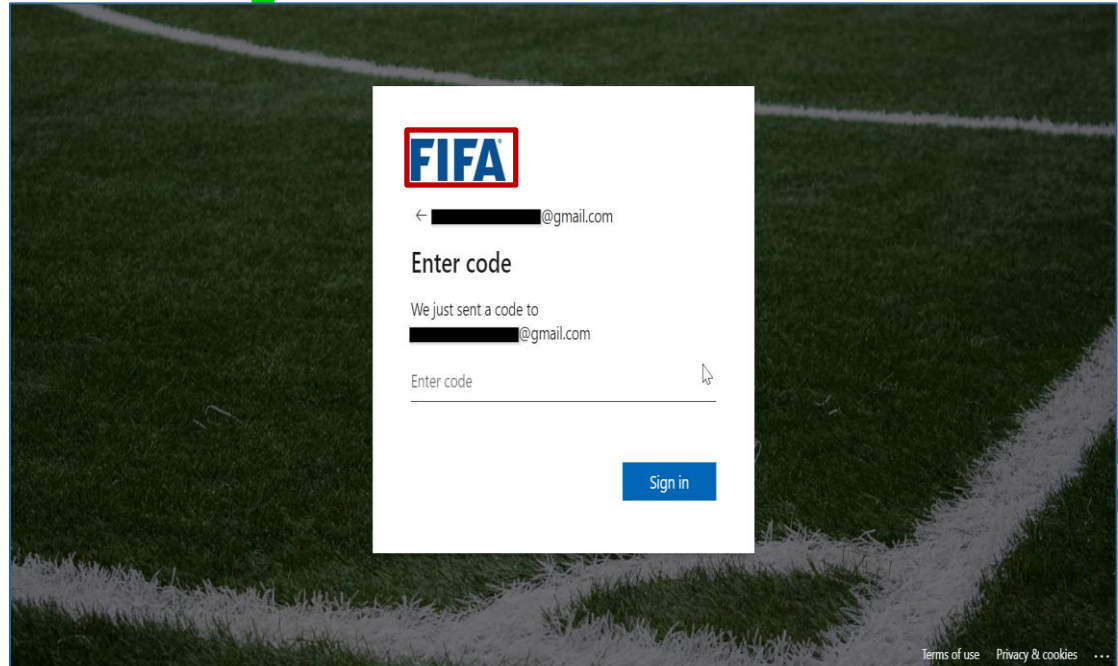
FIFA domain

This login is managed by FIFA Agent Portal support team.

Further information can be found here:



FIFA Agent Portal Login guide.pdf



Login

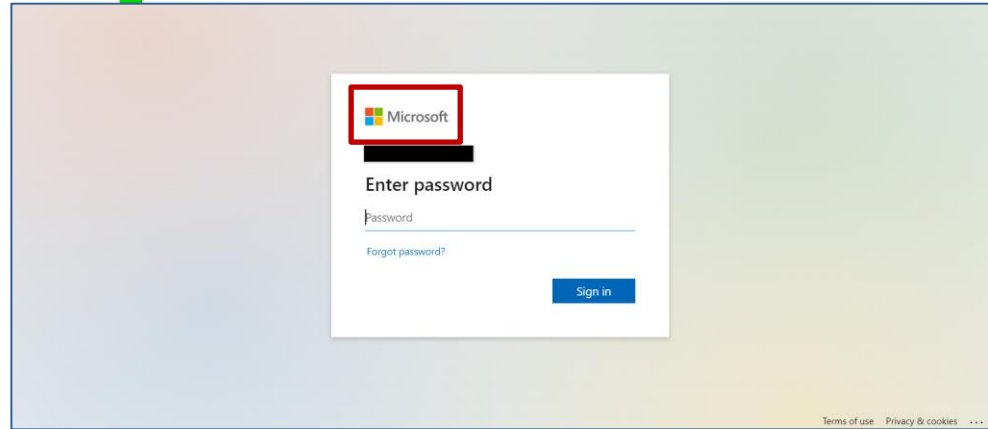
Microsoft domain

This login is linked to your Microsoft account.

Further information can be found here:



FIFA Agent Portal Login guide.pdf



Login

Company domain

This login is related to your company.

Further information can be found here:



FIFA Agent Portal Login guide.pdf

Company Logo

← [Redacted]

Enter password

Password

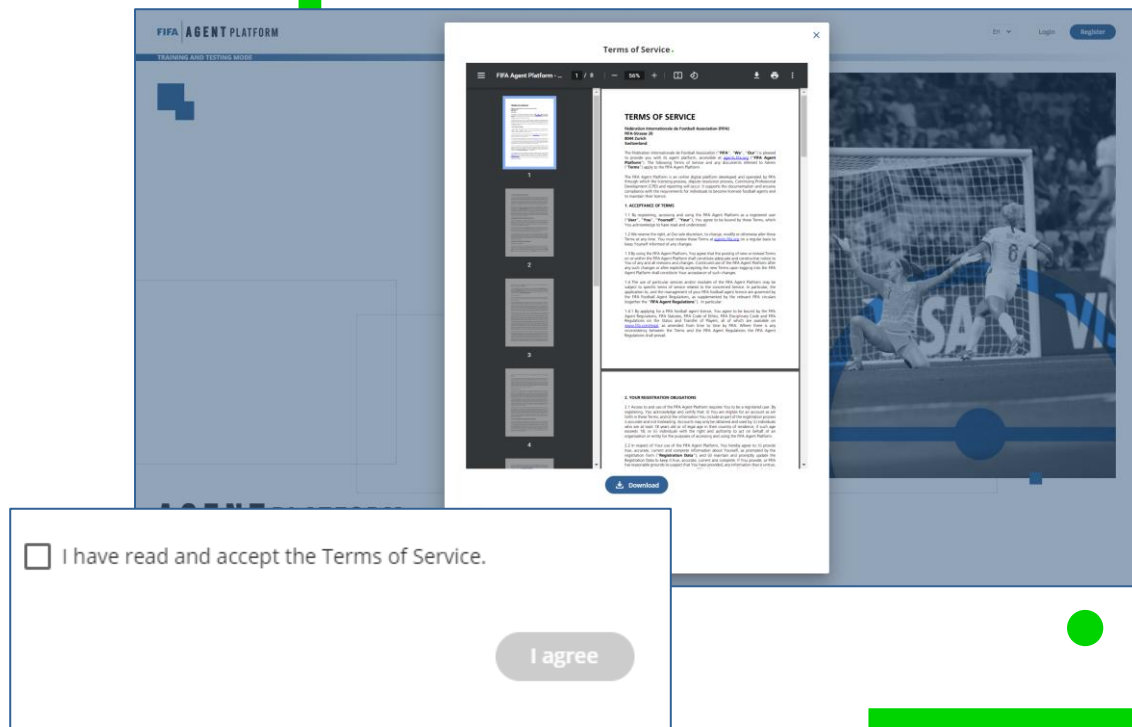
[Forgotten my password](#)

[Sign in](#)

Login

If you are accessing the platform for the first time, you must accept the terms of service.

This message will be displayed until the checkbox is ticked and you click on “I agree”.



Home page

After you have logged in, you will be redirected to the main page of the FIFA Agent Platform, where you will see some menu options at the top of the screen.


Upon first login, you will see “Licensing”. Throughout the process, you may also see “Rejected requests” (if applicable).

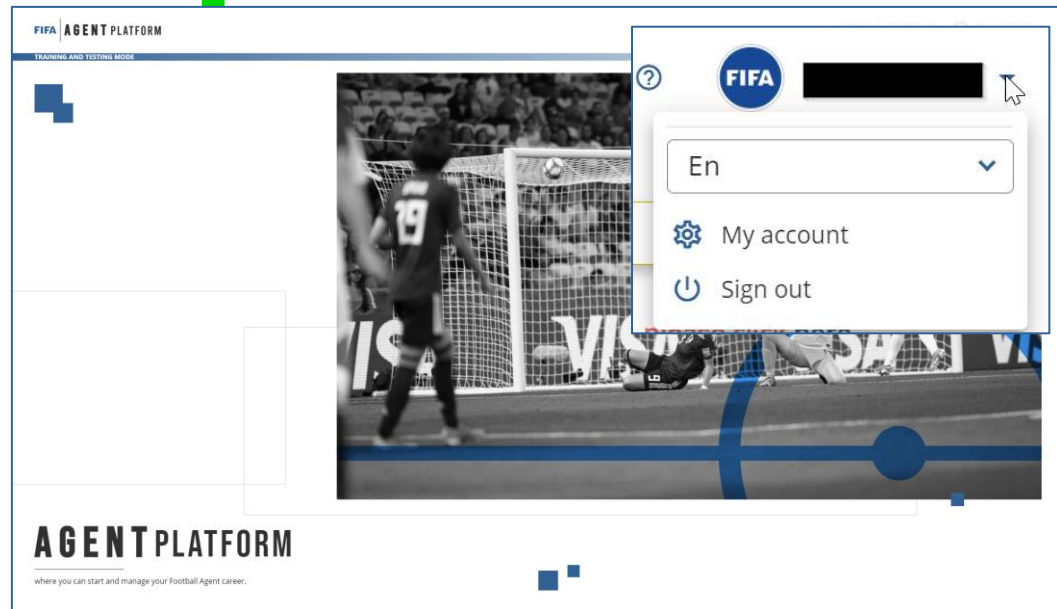
Once you are licensed, you will see “Overview”, “Licence”, “CPD” (continuing professional development), “Reporting” and “Dispute resolution”.

You access the Help Centre by clicking the question mark icon



Home page

By clicking on the drop-down icon  next to your name, you can access further menu options and you can change the language by clicking in the language drop-down menu.



Licensing

To begin, click on “Licensing” in the top right-hand corner of your screen and select the relevant licensing path.

Football agents can apply for their licence either by:

- 1) taking the FIFA Football Agent licensing exam; or
- 2) proving that they are already licensed as a sports agent in accordance with the national laws of the territory of a FIFA member association.

The screenshot shows the 'FIFA AGENT PLATFORM' interface. In the top right corner, a 'Licensing' button is highlighted with a red box. Below the header, the page title is 'Licence application'. A banner image shows the legs of football players on a podium with 'CLUB WORLD CUP QATAR 2020' and 'PRESENTED BY Alibaba Group' text. Below the banner, the instruction 'Choose your licensing path for the FIFA Football Agent licence.' is displayed. Two options are presented in boxes, each with a red number: '1. Football Agent licence (Exam)' and '2. Football Agent licence (National law)'. Both boxes contain the text 'Apply to become a Football Agent by passing the FIFA exam.' and 'Apply to become a Football Agent by proving that you are already licensed as a sports agent in accordance with the national law of the territory of a FIFA member association.' respectively. A 'Submit' button is located at the bottom center.

FIFA AGENT PLATFORM
TRAINING AND TESTING MODE

Licensing

Licence application

CLUB WORLD CUP QATAR 2020
PRESENTED BY Alibaba Group

Choose your licensing path for the FIFA Football Agent licence.

1. Football Agent licence (Exam)
Apply to become a Football Agent by passing the FIFA exam.

2. Football Agent licence (National law)
Apply to become a Football Agent by proving that you are already licensed as a sports agent in accordance with the national law of the territory of a FIFA member association.

Submit

Licensing

Choose the licensing path that applies to you and click on “Submit”.


The fields that need to be filled in and the request process are different for the two licensing paths.

FIFAAGENT PLATFORM

Licensing

TRAINING AND TESTING MODE

Licence application



Choose your licensing path for the FIFA Football Agent licence.

Choose your licensing path for the FIFA Football Agent licence.

Football Agent licence
(Exam)

Apply to become a Football Agent by passing the FIFA exam.


Football Agent licence
(National law)


Apply to become a Football Agent by proving that you are already licensed as a sports agent in accordance with the national law of the territory of a FIFA member association.

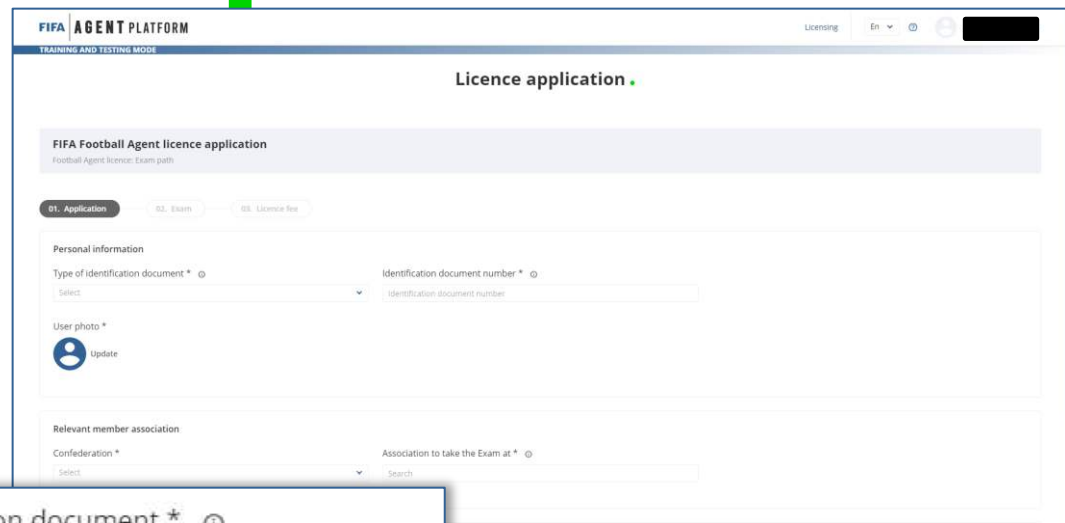
Submit

Licence application form

The information in the form is different for the two licensing application paths.

Mandatory fields are indicated with an asterisk. 

You can also consult the detailed information by hovering over the information bubble next to the field. 



The screenshot shows the 'FIFA AGENT PLATFORM' interface in 'TRAINING AND TESTING MODE'. The main heading is 'Licence application'. Below it, a sub-heading reads 'FIFA Football Agent licence application' with a note 'Football Agent licence: Exam path'. A progress bar indicates three steps: '01. Application' (active), '02. Exam', and '03. Licence fee'. The 'Personal information' section contains two mandatory fields: 'Type of identification document *' (a dropdown menu) and 'Identification document number *' (a text input field). Below these is a 'User photo *' section with an 'Update' button. The 'Relevant member association' section includes a mandatory 'Confederation *' dropdown and an 'Association to take the Exam at *' search field.

Type of identification document * 

Select

Please select the type of identification document which will be used to prove your identity at the Exam Venue. Please note that only official government-issued documents which are valid on that date will be accepted.

Licence application form

The Football Agent Exam Rules and the Football Agent Exam Study Materials can be accessed on this page by clicking on the relevant links.

Football Agent Exam

The FIFA Football Agent Exam will be conducted in accordance with the Football Agent Exam Rules. [Football Agent Exam Rules.](#)

In order to successfully prepare for the Exam, Candidates need to study the Football Agent Exam Study Materials.: [Football Agent Exam Study Materials.](#)

Licence application form

Once you have submitted your application form, another terms of service box will pop up.

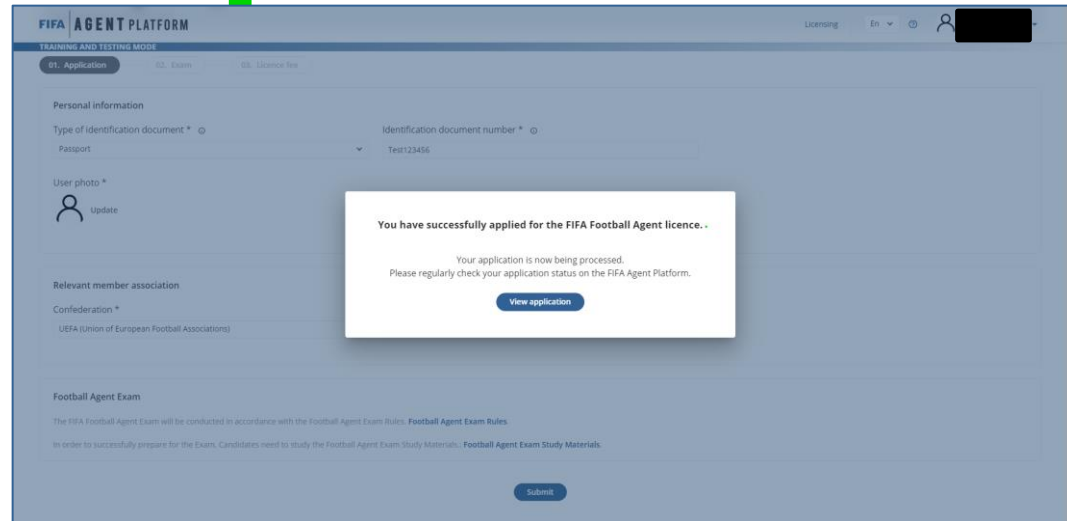
Please tick all the boxes that apply to you and click on “Confirm” to continue with the application process.

The screenshot displays the 'FIFA AGENT PLATFORM' interface. At the top, a navigation bar includes 'Training and Testing Mode' and 'Licence application'. The main content area is titled 'FIFA Football Agent licence application'. Below this, there are three tabs: '1. Registration', '2. Exam', and '3. License Fee'. The '1. Registration' tab is active, showing a form with sections for 'Personal information', 'Relevant member association', and 'Football Agent Exam'. The 'Personal information' section includes fields for 'Type of identification document' (with a dropdown menu), 'Identification document' (with a text input field), 'User photo' (with a placeholder icon), and 'User name'. The 'Relevant member association' section includes a field for 'Confederation' (with a dropdown menu) and a field for 'Association to take the Exam at' (with a text input field). The 'Football Agent Exam' section includes a paragraph of text and a link to 'Football Agent Exam Study Materials'. A modal window is open in the center of the screen, titled 'I CONFORM, by applying for this licence, that...'. It contains three checkboxes: 'I comply with the eligibility requirements established by the FIFA football agent Regulations.', 'All the information I provide on this form, or otherwise in support of my application, is true to the best of my knowledge, information and belief.', and 'I have read, agreed to be bound by and comply with the Exam Rules.'. A 'Confirm' button is located at the bottom of the modal.

Licence application form

Once you have confirmed the terms of service, your application for the FIFA Football Agent Licence will be processed.

If you click on the “View application” button, you can see the information that you have entered in the application form and return to access the exam rules and study materials.



The screenshot displays the 'FIFA AGENT PLATFORM' interface. At the top, there's a navigation bar with 'Licensing', 'En', and a user profile icon. Below this, a 'TRAINING AND TESTING MODE' section contains three tabs: '01. Application' (active), '02. Exam', and '03. Licence fee'. The 'Application' tab shows a form with sections for 'Personal information', 'Relevant member association', and 'Football Agent Exam'. The 'Personal information' section includes fields for 'Type of identification document' (set to 'Passport'), 'Identification document number' (set to 'Test123456'), and 'User photo' (with an 'Update' button). The 'Relevant member association' section shows 'Confederation' set to 'UEFA (Union of European Football Associations)'. The 'Football Agent Exam' section contains text about the exam rules and study materials, with a 'Submit' button at the bottom. A central white modal box with a green checkmark overlay states: 'You have successfully applied for the FIFA Football Agent licence..', 'Your application is now being processed.', 'Please regularly check your application status on the FIFA Agent Platform.', and includes a 'View application' button.

Licence application form

After the application has been created, you will receive an email confirming that you have successfully completed your licence application.

By clicking on “Access” in the email, you will be redirected to the platform, where you can see your application status.

FIFA | AGENT PLATFORM

Licence application



Congratulations [REDACTED]

You have successfully completed the first step of the licence application.

We are processing your information, you will be informed of the progress through the application status via the FIFA Agents Platform.
You can access through the link below.

Access

DISCLAIMER

The information in this e-mail and any attachments are confidential and/or privileged and intended only for use by the intended recipient(s). If you are not the intended recipient of this e-mail and/or any attachments or if you have received this e-mail and/or any attachments by mistake or accidentally, please notify the sender immediately, delete this e-mail and any attachments from your system.

Licence application status

FIFA checks the information you entered and, if applicable, transfers your application to the member association with which you chose to apply for the licence.

You will be notified of each step in the process via the coloured box in the top right-hand corner.

FIFA AGENT PLATFORM Licensing En ⓘ [User Profile]

Licence application

FIFA Football Agent licence application
Football Agent licence: Exam path

01. Application → 02. Exam → 03. Licence fee

Personal information

Type of identification document: Passport Identification document number: Text123456

User photo: [User Profile Icon]

Relevant member association

Confederation: UEFA (Union of European Football Associations) Member association: [Redacted]

REQUIREMENTS VERIFICATION
Application date: 2022-03-22

Licence application status

FIFA may request additional information from you regarding your application.

You will be notified by email and you can provide the relevant information/documentation in the platform.

Licence application

Please review FIFA's request for more information regarding the following:

Dear Valeria, many thanks for your application. You are requested to bla bla

Attach documents *

Allowed extensions:

- Pdf .pdf
- Image: .jpg, .png, .jpeg, .svg, .webp

Drag and drop files here

Additional information @

Additional information

Submit

licence (e.g. Players' Agent ID, confirmation letter)

Dear [REDACTED]

Your licence application has been updated with a request for more information. You can review the request through the link below.

Please note that non-compliance will result in the rejection of your application.

Access

DISCLAIMER

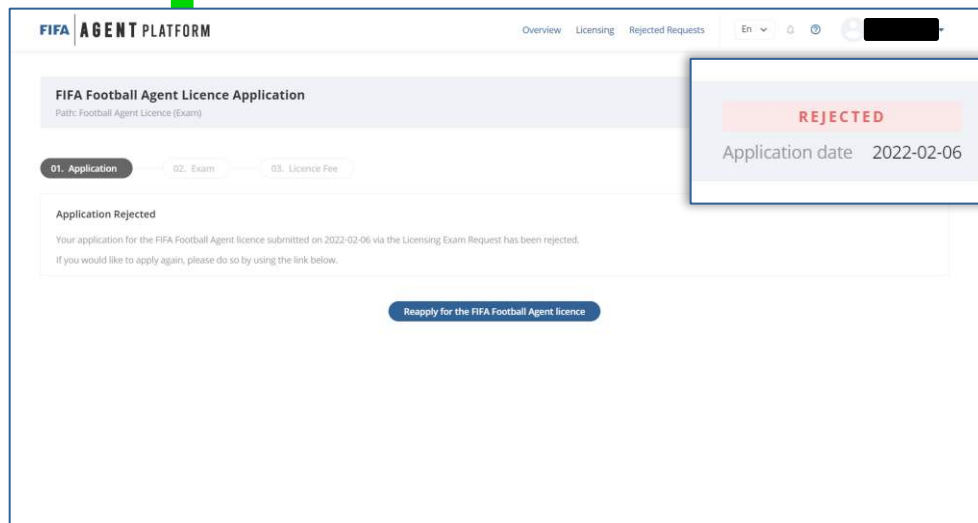
Attachments are confidential and/or privileged and intended only for use by the intended recipient of this e-mail and/or any attachments or if you have received this e-mail and/or any attachments from this sender immediately, delete this e-mail and any attachments from your system, destroy the original transmission and notify the sender. Any unauthorised use, copying, dissemination, distribution or disclosure of the information contained in this e-mail is strictly prohibited.

Licence application status

If FIFA rejects your application, your status for your licence request will be: “Rejected”.

You will be informed of the reasons for the rejection via the platform and by email.

You may be rejected at any time during the application process for various reasons; you will always be informed of the reason for the rejection.



Exam path

Once your application has been approved and the member association has filled in the exam details, you will be provided with all the relevant information concerning the exam (exam venue and fees), the study materials and the exam rules.

In order to ensure that you are prepared for the exam and that your device is compatible, you can complete the practice exam.

The application status will be: “Ready to take the exam”.

The screenshot displays the 'FIFA AGENT PLATFORM' interface. At the top, there's a navigation bar with 'Licensing', 'En', and a user profile icon. Below this, a banner reads 'TRAINING AND TESTING MODE'. The main heading is 'FIFA Football Agent licence application' with a subtext 'Football Agent licence: Exam path'. A progress bar shows three steps: 'Application' (checked), '02. Exam' (active), and '03. Licence fee'. A green callout box on the right says 'READY TO TAKE THE EXAM' and 'Application date 2022-03-22'. The 'Exam details' section lists the venue as 'Exam Venue Test Street 123, 12345 Zurich (Switzerland)', the date as '16/10/2022', and the time as '11:00 (24h)'. It also notes 'Yes, Wi-Fi internet connection will be provided.' The 'Exam Fee' section states 'The Exam Fee is paid directly to the association hosting the Exam to cover for administrative and logistical costs. Please check the relevant information below.' and lists 'CHF 50' and 'Cash on arrival'. An additional comment/instruction at the bottom says: 'Dear candidate, please arrive at the exam venue 1 hour before the exam begins. Also we cannot provide change, please bring the exact amount. We thank you in advance!'. At the bottom of the page, there are links for 'Exam rules', 'Study Materials', and 'Start the practice Exam'.

Exam information

The FIFA Football Agent Exam will be testing your knowledge of the FIFA rules and regulations. You can download the study materials from the link below and use them during the Exam as it is an open-book exam. For more information, please consult the Exam Rules at the link below.

Please bring your own personal device (i.e. laptop) and an internet connection (i.e. portable Hotspot, no mobile phones will be allowed).

In order to ensure that you are prepared for the Exam and that your device is 100% compatible, please access the Practice Exam using the link below.

[Exam rules](#) [Study Materials](#) [Start the practice Exam](#)

Exam path

You will also receive an email confirming that your application has been approved.

By clicking on “Access” in the email, you will be redirected to the platform where you can see your application status.

FIFA | AGENT PLATFORM

Licence application approved



Hello again [REDACTED]

We are pleased to announce that your application has been approved by the Member Association where you applied to take the examination.

Please access the FIFA Agents Platform through the link below for the next steps to be taken.

[Access](#)

DISCLAIMER

The information in this e-mail and any attachments are confidential and/or privileged and intended only for use by the intended recipient(s). If you are not the intended recipient of this e-mail and/or any attachments or if you have received this e-mail and/or any attachments by mistake or accidentally, please notify the sender immediately, delete this e-mail and any attachments from your system, and do not disclose, or make copies of, such information. Any unauthorised use, copying, dissemination, distribution or disclosure of the information in this e-mail and any attachments is strictly forbidden.

E-mails may be intercepted, altered or read by unauthorised persons. Accordingly, no (contractual) obligations may be imposed on FIFA as a result of an undertaking contained in an e-mail. We further recommend that you use regular mail, courier services or facsimile transmission for any information intended to be of a confidential nature. However, please note that by sending us messages via e-mail, we will be given to understand that you authorise and instruct us to correspond by e-mail in the relevant matter, unless the use of e-mails is not permitted according to FIFA regulations.

Exam path

By clicking on “Start the practice exam”, you will be redirected to the exam system where you can start the practice exam.

This practice exam environment is provided solely for the purpose of familiarising users with the system and its functionalities. It is not intended to be used as study material, nor does it contribute to passing any exams or constitute an actual examination.

To access the practice exam, click on “Start”.

Exam information

The FIFA Football Agent Exam will be testing your knowledge of the FIFA rules and regulations. You can download the study materials from the link below and use them during the Exam as it is an open-book exam. For more information, please consult the Exam Rules at the link below.

Please bring your own personal device (i.e. laptop) and an internet connection (i.e. portable Hotspot, no mobile phones will be allowed).

In order to ensure that you are prepared for the Exam and that your device is 100% compatible, please access the Practice Exam using the link below.

[Exam rules](#)[Study Materials](#)[Start the practice Exam](#)

FIFA AGENT PLATFORM

FIFA FOOTBALL AGENT PRACTICE EXAM (PRACTICE)

WELCOME TO THE PRACTICE EXAM - BIENVENUE À L'EXAMEN BLANC - EXAMEN DE PRUEBA DE LA FIFA PARA AGENTES

• English

You can attempt the Practice Exam an unlimited amount of times with no consequences to your licence application.

You may change your display language at any time during the session by clicking on the icon in the top right-hand corner of your screen.

Your answers will not be recorded. The objective of the Practice Exam is to help you learn how to better navigate the Exam at the Exam Venue.

The content of the questions in the FIFA Football Agent Exam will be different, but the structure will be similar.

Click on the “START” link below to launch the Practice Exam.

• Français

Vous pouvez passer l'examen blanc autant de fois que vous le souhaitez, sans répercussion sur votre demande de licence.

Vous avez la possibilité de changer de langue à tout moment pendant la session en cliquant sur l'icône en haut à droite de votre écran.

Vos réponses ne seront pas enregistrées, l'objectif de l'examen blanc étant de vous aider à vous mettre dans les conditions de l'examen réel en vue du jour.

Lors de l'examen de la FIFA pour les agents, les questions seront bien entendu différentes, mais la structure sera similaire.

Cliquez sur le lien « START » ci-après pour lancer l'examen blanc.

• Español

Dispone de todos los intentos que desee para efectuar esta prueba, sin consecuencias para su solicitud de licencia.

También podrá cambiar de idioma en cualquier momento de la sesión, con solo hacer clic en el icono que encontrará en la esquina superior derecha de la pantalla.

Las respuestas no se grabarán, pues aquí se persigue el objetivo de que aprenda a desplazarse por el examen en el centro de examinación.

El contenido de las preguntas del examen de la FIFA para agentes será diferente, aunque parecido desde el punto de vista de la estructura.

Haga clic en el enlace «START» que encontrará a continuación para acceder al examen de prueba.

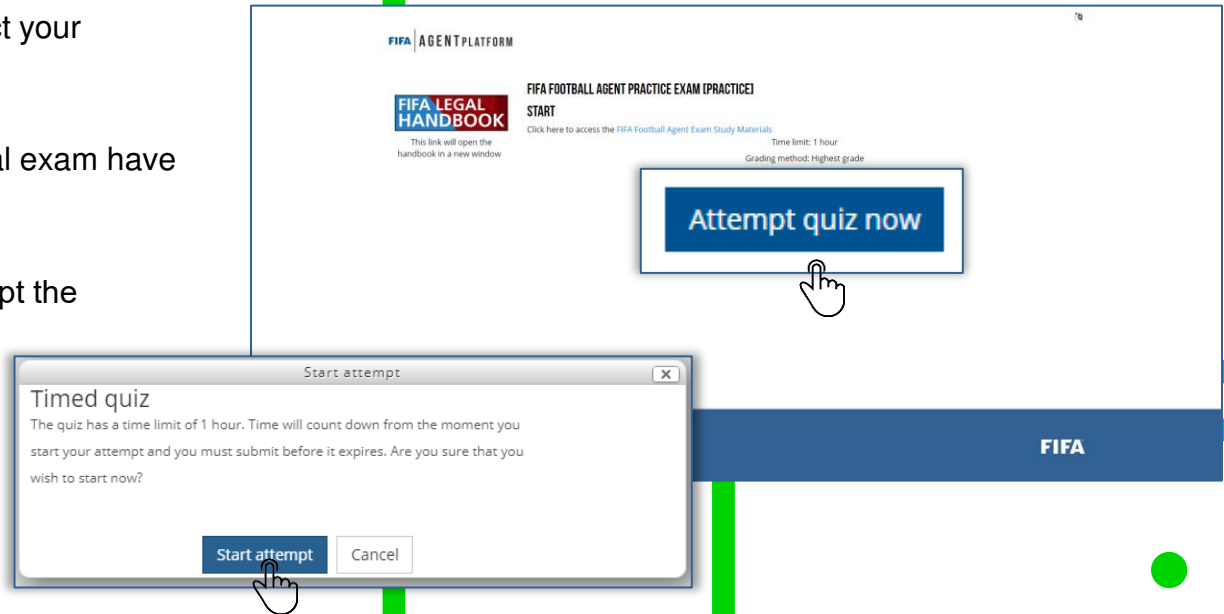
 **START**

Exam path

You can attempt the practice exam an unlimited number of times. This does not affect your licence application.

The practice exam as well as the real exam have a time limit of one hour.

Click on “Attempt quiz now” to attempt the practice exam.



Exam path

Once you have ticked the answer/s you think is/are correct, click on the “Next question” button at the bottom right-hand corner of the screen.

You can also navigate through the questions using the exam navigation panel on the left-hand side.

The screenshot displays the FIFA Agent Platform interface during a practice exam. At the top, the header reads "FIFA AGENT PLATFORM". Below this, on the left, is an "EXAM NAVIGATION" panel with a grid of question numbers (1-20). Question 1 is highlighted, and a status box indicates "1 Not yet answered". Below the grid, a "FIFA LEGAL HANDBOOK" link is visible with the text "This link will open the handbook in a new window". The main area is titled "FIFA FOOTBALL AGENT PRACTICE EXAM (PRACTICE)" and contains a question about dispute resolution options for a Football Agent. The question text is: "Adam is a Football Agent from England and has a dispute with his Client, player Geoffrey from the United States. Since Adam has not been paid for his services provided within an International Transfer, he wants to open a dispute resolution procedure. Where are Adam's options to submit his request to resolve the dispute?". Below the text, it says "Select one or more:" followed by four radio button options: "a. FIFA Agent Chamber", "b. English FA's dispute resolution body", "c. FIFA Dispute Resolution Chamber", and "d. FIFA Player Status Chamber". On the right side of the question area, there is a label "(NEW MULTI BLOCK)". At the bottom right of the question area, there is a blue button labeled "Next question" with a hand cursor icon pointing to it. At the very bottom of the interface, there is a dark blue bar containing a white button labeled "Leave Exam attempt" and the "FIFA" logo on the right.

Exam path

To submit your answers, you need to navigate to question number 20. There you will find a “Submit final answer” button (instead of the “Next question” button).

Once you have completed the exam, please click on the “Submit final answer” button to finish it.

The screenshot displays the FIFA AGENT PLATFORM interface during a practice exam. The header shows 'FIFA AGENT PLATFORM' and a user icon. The main content area is titled 'FIFA FOOTBALL AGENT PRACTICE EXAM (PRACTICE)' and includes a '(NEW MULTI-BLOCK)' label. On the left, an 'EXAM NAVIGATION' panel lists questions 1 through 20, with question 20 highlighted and labeled 'Flag question'. Below this, a 'Time left: 0:23:04' indicator is shown. The main question area contains the text 'Select the bodies which form the FIFA Judicial Bodies:' followed by a list of four options: 'a. The Ethics Committee', 'b. The Football Tribunal', 'c. The Disciplinary Committee', and 'd. The Appeal Committee'. A 'Previous question' button is located below the question. A red 'FIFA LEGAL HANDBOOK' banner is visible at the bottom left, with a note stating 'This link will open the handbook in a new window'. A blue 'Submit final answer' button is prominently displayed on the right, with a hand cursor icon pointing to it. The footer features a 'Leave Exam attempt' button and the 'FIFA' logo.

Exam path

A summary of all the questions will then be displayed. If you wish to return to the exam to change an answer, click on the “Return to attempt” button. If you wish to finish the exam, click on the “Submit all and finish” button.

A pop-up will appear for final confirmation. Click on “Submit all and finish” again if you wish to submit your answers. Doing so, will end the exam.

You will then be redirected to the FIFA Agent Platform.

The screenshot displays the FIFA Agent Platform interface for a practice exam. The main window shows a summary of 10 questions, with the first question marked as 'Answer saved' and the others as 'Not yet answered'. A 'Return to attempt' button is visible. A confirmation pop-up is overlaid on the bottom right, asking for final confirmation to submit all answers and finish the exam. The pop-up includes a 'Submit all and finish' button and a 'Cancel' button. A hand cursor is shown clicking the 'Submit all and finish' button in the pop-up.

FIFA AGENT PLATFORM

EXAM NAVIGATION

1 2 3 4 5
6 7 8 9 10
11 12 13 14 15
16 17 18 19 20

FIFA LEGAL HANDBOOK
This link will open the handbook in a new window

FIFA FOOTBALL AGENT PRACTICE EXAM (PRACTICE)

START

SUMMARY OF ATTEMPT

Question	Status
1	Answer saved
2	Not yet answered
3	Not yet answered
4	Not yet answered
5	Not yet answered
6	Not yet answered
7	Not yet answered
8	Not yet answered
9	Not yet answered
10	Not yet answered

Return to attempt

Time left **0:47:57**

This attempt must be submitted by Friday, 20 May 2022, 12:10 PM.

Submit all and finish

CONFIRMATION

Once you submit, you will no longer be able to change your answers for this attempt.

Submit all and finish **Cancel**

Exam path

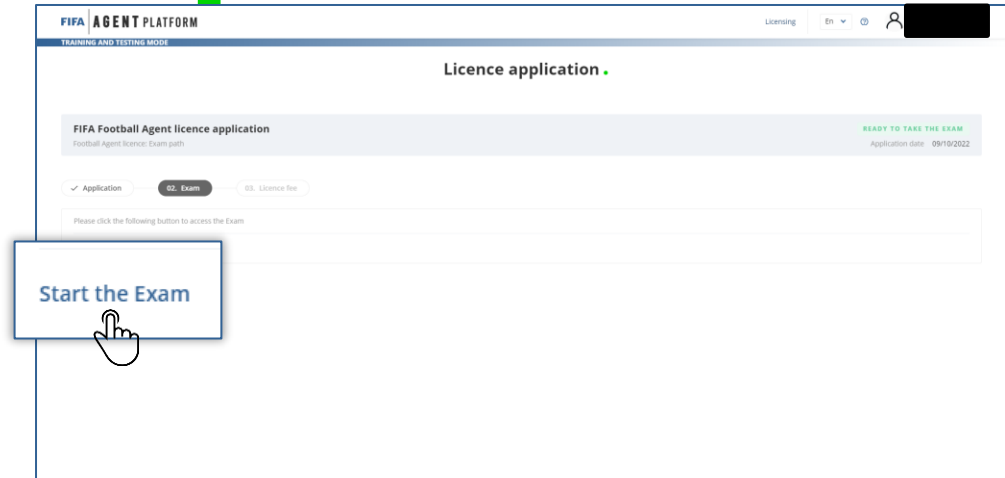
To sit the exam, you have to be at the exam venue at the stated time and day.

Before the start of an exam, the MA will verify each candidate's identity against the information submitted on the FIFA Agent Platform at the exam venue.

Once the candidate has been admitted to the exam venue and is seated, please log in to the FIFA Agent Platform.

We advise you to refresh the page, once the member association official informs you that the exam has been started.

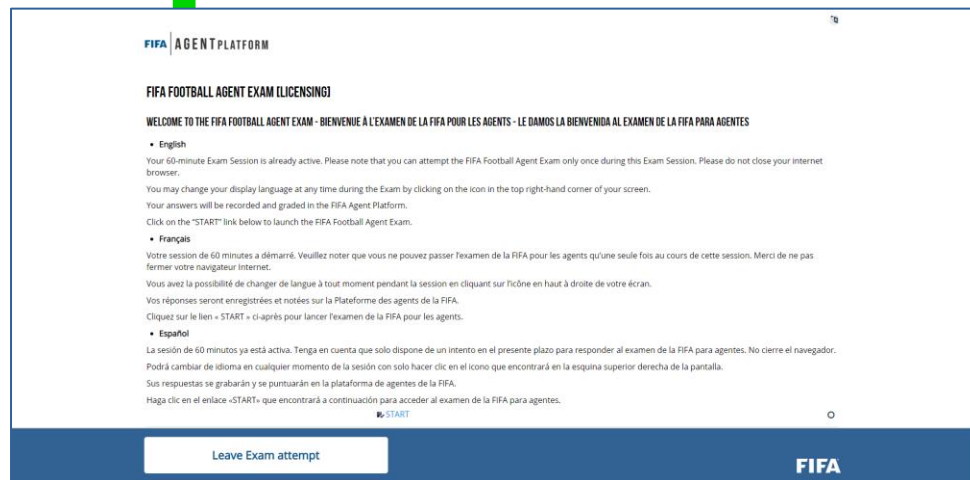
You can then navigate to the "Licensing" tab where you can access the exam by clicking on "Start the Exam".



Exam path: LMS exam

You are then redirected to the page in which you will have to take the exam.

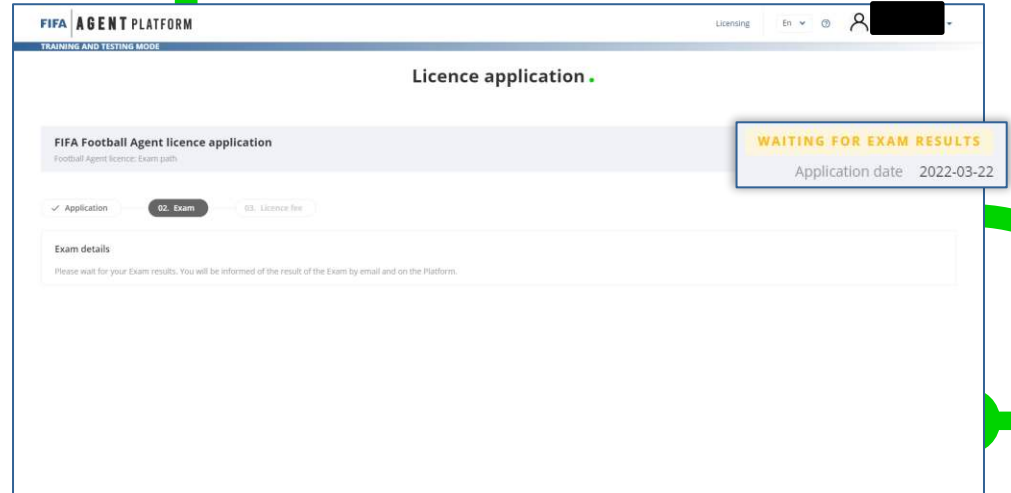
The exam will be in the same format as the practice exam, as explained in the previous slides.



Exam path

After taking the exam, the next time you log onto the FIFA Agents Platform, your status will be “Waiting for exam results”.

You will be informed whether you have passed the exam by email and on the platform.



Exam path

If you did not pass the exam, your status will be “Rejected”.

The screenshot displays the FIFA Agent Platform interface. At the top, the header includes the FIFA logo, 'AGENT PLATFORM', and navigation links for 'Licensing' and 'Rejected requests'. A user profile for 'Jesper Biondo' is visible in the top right. Below the header, a sub-header reads 'TRAINING AND TESTING MODE'. The main content area is titled 'Licence application'. A grey box contains the text 'FIFA Football Agent licence application' and 'Football Agent licence: Exam path'. To the right of this box, a red 'REJECTED' status is shown with the application date '08/08/2022'. A progress bar below shows three steps: '01. Application' (active), '02. Exam', and '03. Licence fee'. A large red 'REJECTED' banner is overlaid on the right side of the page. Below the progress bar, the text 'Application rejected' is followed by a message: 'Your application for the FIFA Football Agent licence submitted on 08/08/2022 via the Licensing Exam Request has been rejected. NOT PASSED EXAM'. It also provides a link to 'Reapply for the FIFA Football Agent licence'.

FIFA AGENT PLATFORM

Licensing Rejected requests En Jesper Biondo

TRAINING AND TESTING MODE

Licence application .

FIFA Football Agent licence application

Football Agent licence: Exam path

REJECTED

Application date 08/08/2022

01. Application 02. Exam 03. Licence fee

Application rejected

Your application for the FIFA Football Agent licence submitted on 08/08/2022 via the Licensing Exam Request has been rejected.

NOT PASSED EXAM

If you would like to reapply for the Football Agent licence, please use the link below.

Reapply for the FIFA Football Agent licence

Rejected requests

You can access former rejected licensing requests, where relevant, via the respective tab at the top of the screen.

The screenshot displays the FIFA Agent Platform interface. At the top, there is a navigation bar with the 'FIFA AGENT PLATFORM' logo and tabs for 'Licensing' and 'Rejected Requests'. The 'Rejected Requests' tab is selected and highlighted with a red box. Below the navigation bar, the main heading 'Rejected Requests' is visible. A search bar and a 'Filter' button are located on the right side. The main content area contains a table with the following data:

Path	Date	Reason of rejection
Football Agent Licence (Exam)		--
Football Agent Licence (pre-2015 licence)	2022-03-22	--
Football Agent Licence (Exam)	2022-03-22	--
Football Agent Licence (Exam)	2022-03-22	--

At the bottom of the table, there is a pagination control showing '10' items per page, '1 - 4 of 4' total items, and navigation arrows.

Exam path

If you have passed the exam, your status will be updated to “Pay licence fee”, and you should proceed to pay the licence fee.

Click on the button “Pay licence fee” and proceed to pay via the payment platform.

FIFA AGENT PLATFORM Licensing En ⓘ 👤 [Profile Icon]

TRAINING AND TESTING MODE

Licence application .

FIFA Football Agent licence application
Football Agent licence: Exam path

✓ Application ✓ Exam **03. Licence fee**

Exam results Exam passed

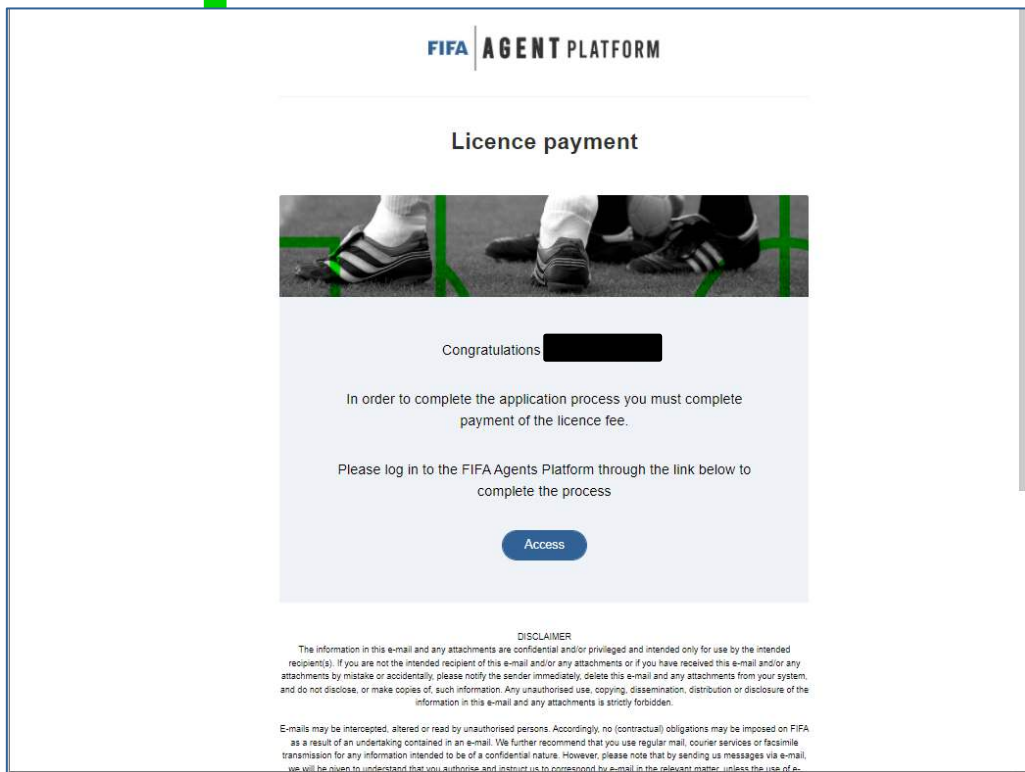
Licence fee
In order to complete your application to become a FIFA Football Agent, you need to pay the annual licence fee within 90 days.
CHF 600.00

Pay licence fee

PAY LICENCE FEE
Application date 09/10/2022

Exam path

In addition, you will receive an email informing you that you have passed the exam and must proceed to pay the licence fee.



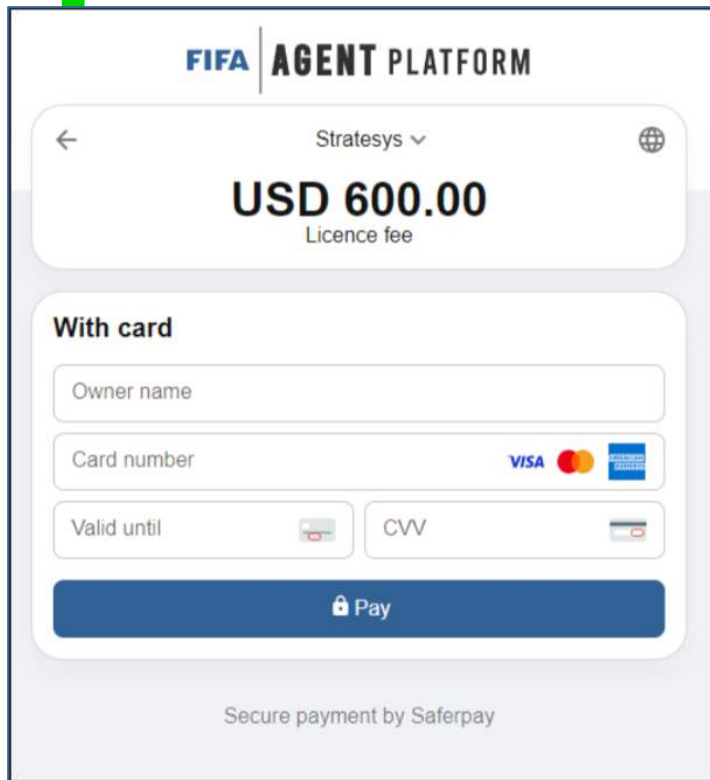
Exam path

After clicking on the “Pay licence fee” button, you will be redirected to the payment platform.

Please fill in all the mandatory fields. First, select your payment method. Second, enter your card number, the expiration date, your name as shown on your card, and the CVC code on the back of your card.

Once you have filled in your details, click on the “Pay” button.

Please bear in mind that only personal cards are accepted, company cards will not work with this system.



The screenshot displays the FIFA AGENT PLATFORM payment interface. At the top, the header reads "FIFA AGENT PLATFORM". Below this, a navigation bar includes a back arrow, the text "Stratesys" with a dropdown arrow, and a globe icon. The main section shows a large amount "USD 600.00" with "Licence fee" written below it. Underneath, the "With card" section contains four input fields: "Owner name", "Card number" (with VISA, Mastercard, and American Express logos to its right), "Valid until" (with a calendar icon), and "CVC" (with a card icon). A prominent blue "Pay" button with a lock icon is positioned below these fields. At the bottom of the interface, it states "Secure payment by Saferpay".

Exam path

You will be given the option of paying in different currencies. An exchange rate fee of 3% of the amount will be charged. Please select the currency type that suits you best.

A pop-up may appear, click on “Process” if it does.

Once you have paid, you will be redirected to the FIFA Agent Platform.

Please select the currency in which you would like to make your payment.

Original amount	600.00 USD
Exchange rate	1 JPY = 0.5 USD
Exchange rate surcharge	3%
Transaction amount	1,200 JPY

TEST ENVIRONMENT - FICTIONAL EXCHANGE RATE!

A surcharge of 3% is included in the exchange rate. I hereby confirm that I was offered the option of paying in various currencies and I have definitely decided for the currency listed above. I hereby accept the exchange rate and the definite amount in the selected currency.

The exchange rate and DCC service are provided by Worldline.

600.00 CHF

1,200 JPY



AnyBank

3D Secure Simulator 2.0

Process

Cancel

Pay securely

3D Secure is a security protocol that is designed to provide an additional layer of security for online credit card and debit card transactions.

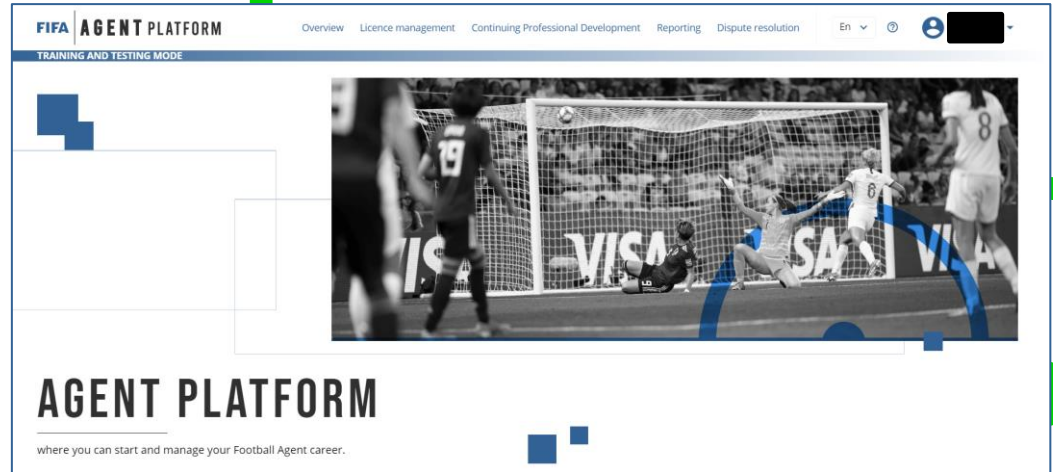
Menu options

After the payment has been successfully processed within 90 days, you have completed your application and are a licensed FIFA Football Agent.


Congratulations!

You will have access to further menu options:

- Overview
- Licence management
- Continuing Professional Development
- Reporting
- Dispute resolution

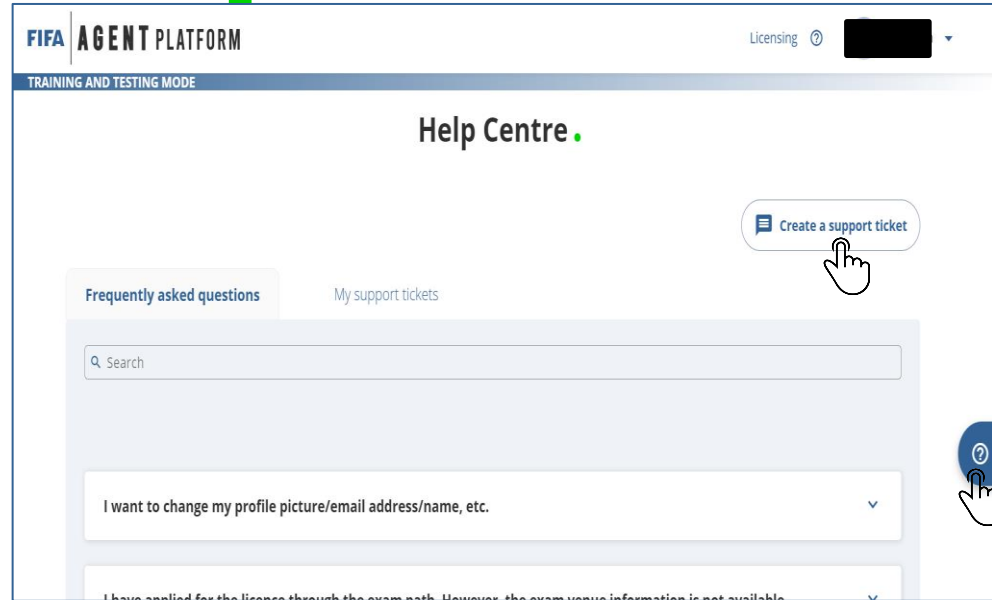


Help Centre

You can access the Help Centre by clicking on the question mark icon  in the top right-hand corner.

This is where you will find the answers to frequently asked questions.

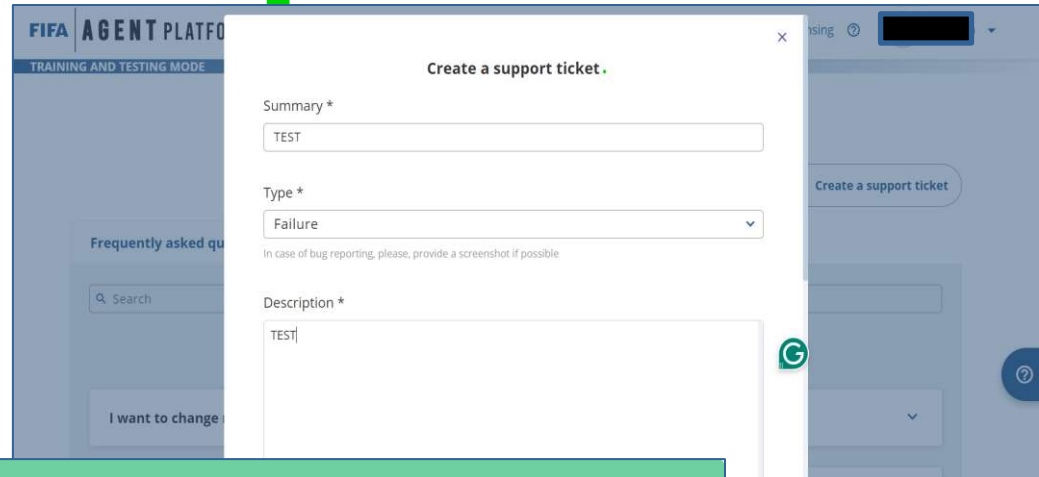
If you have any issues or you are encountering errors, you can create a support ticket by clicking on “Create a support ticket”.



Help Centre

In order to create a support ticket, you can simply describe the issue and press the “Send” button.

Your ticket will be managed by FIFA to improve your experience in the portal.



The screenshot shows the 'FIFA AGENT PLATFORM' interface in 'TRAINING AND TESTING MODE'. A modal window titled 'Create a support ticket' is open. It contains the following fields and elements:

- Summary ***: A text input field containing the word 'TEST'.
- Type ***: A dropdown menu with 'Failure' selected. Below it, a note reads: 'In case of bug reporting, please, provide a screenshot if possible'.
- Description ***: A larger text input field containing the word 'TEST'.
- Buttons**: A 'Create a support ticket' button is visible in the background on the right side of the modal.
- Background**: The background shows a sidebar with 'Frequently asked questions' and a search bar, and a main area with a 'I want to change' button.

Your support ticket SUPPORT-3864 has been created. A confirmation message has been sent to your email account.

x

Help Centre

Once you have sent the support ticket, you will receive an email confirming that your ticket has been created successfully.

You will be contacted at the email address that you used to register. The email will also contain your ticket number.

FIFA | AGENT PLATFORM

Support ticket created successfully



We have correctly received your support request with the reference
SUPPORT-161 and we will contact you soon.

Thank you for your trust.

DISCLAIMER

The information in this e-mail and any attachments are confidential and/or privileged and intended only for use by the intended recipient(s). If you are not the intended recipient of this e-mail and/or any attachments or if you have received this e-mail and/or any attachments by mistake or accidentally, please notify the sender immediately, delete this e-mail and any attachments from your system, and do not disclose, or make copies of, such information. Any unauthorised use, copying, dissemination, distribution or disclosure of the information in this e-mail and any attachments is strictly forbidden.

E-mails may be intercepted, altered or read by unauthorised persons. Accordingly, no (contractual) obligations may be imposed on FIFA as a result of an undertaking contained in an e-mail. We further recommend that you use regular mail, courier services or facsimile transmission for any information intended to be of a confidential nature. However, please note that by sending us messages via e-mail, we will be given to understand that you authorise and instruct us to correspond by e-mail in the relevant matter, unless the use of e-mails is not permitted according to FIFA regulations.

Thank you!

